

# ANALYSIS OF MUTUAL FUNDS W.R.T UTI MUTUAL FUNDS

GHAVARY SNEHA<sup>1</sup>, T. RAKESH<sup>2</sup>

<sup>1</sup>MBA Student, TKR COLLEGE OF ENGINEERING & TECHNOLOGY (AFFILIATED TO JNTU UNIVERSITY) HYDERABAD, TS, INDIA

<sup>2</sup>Assistant Professor, TKR COLLEGE OF ENGINEERING & TECHNOLOGY (AFFILIATED TO JNTU UNIVERSITY) HYDERABAD, TS, INDIA

## ABSTRACT:

Mutual funds are financial intermediaries, which collect from the investors and invest them in large and new diversified portfolio and securities such as money market instruments, corporate and government bonds and equity shares of joint stock companies funds invested by different investors, who have no contact with each other. Mutual funds are conceived as institutions for providing small investors with avenues of investments in the capital market. Since small investors generally do not have adequate time, knowledge, experience and resources for directly accessing the capital market, they have to rely on an intermediary, which undertakes informed investment decisions and provides consequential benefits of provisional expertise. The present study is made on the comparison of mutual funds in various schemes such as KODAK OPPORTUNITIES FUND, RELIANCE EQUITY OPPORTUNITIES FUND, HDFC Core and Satellite Fund, FRANKLIN INDIA FLEXI CAP EQUITY FUND, HSBC INDIA OPPORTUNITIES FUND.

## INTRODUCTION

A Mutual Fund is a trust that pools the funds of any of financiers the one share a prevailing fiscal aim. The money accordingly calm is therefore established in capital advertise means to a degree shares, debentures and added bonds. The profit gained through these properties and the capital appreciations earned are joint by allure whole owners balanced to the number of parts possessed by bureaucracy. Thus a Mutual Fund is ultimate acceptable expense for the average woman as it offers a moment to purchase a various, professionally trained crate of bonds at a comparatively cheap The diagram or graph beneath expresses widely the occupied of a Mutual Fund. A Mutual Fund is a material allied recorded accompanying the Securities and Exchange Board of India (SEBI) that pools up person engaged in private ownership of business from

individual/allied financiers and invests the alike for someone the financiers/whole possessors, bias shares, Government bonds, Bonds, Call Money Markets etc., and spreads the profits. In the different dispute, a Mutual Fund admits financiers to obliquely take a position in a box of property. Mutual Fund is a means for combining the possessions by emitting wholes to the financiers and establishing collaterals instability similarly aims as revealed in offer document. Investments instability is contaminate an off-course drawing of individual parts of mechanism of activities and subdivisions so the risk is weakened. Diversification reduces the risk cause all stocks grant permission delay for own purposes side-by-side in the unchanging ratio as long as. Investors of shared money are famous as part owners. The financiers balanced to their grants share the profits or deficits. The common resources usually disclose information any of blueprints accompanying various property goals that are started now and then. A Mutual Fund is necessary expected recorded accompanying Securities Exchange Board of India (SEBI) that manages bonds markets before it can accumulate cash reserves from all.

#### **SCOPE OF THE STUDY:**

Companies that is to say Kotak Mahindra Mutual Fund, Reliance Mutual Fund, HDFC Mutual Fund, Franklin Templeton Mutual Fund, HSBC Mutual Funds each blueprint is analysed in accordance with allure conduct against the different, established determinants like Sharpe's Ratio, Tenor's Ratio, (Beta) Co-effective, Returns.

#### **NEED OF THE STUDY:**

Mutual Fund is a creative whole for a lay-financier accompanying restricted property; this project establishes knowledge that the Mutual Fund is an honourable grant practice. Mutual Fund is an everywhere explained agent. Mutual Funds are "Unit Trust" as it is named in few parts of the realm has a long and profitable record, recently Mutual Funds have enhance a new favourite of heaps of nation everywhere the planet. The hidden motive of Mutual Funds is the 'security of the principal' insured, plus the additional benefit of capital recognition in addition to the wage acquired in the form of interest or profit. The differing blueprints of Mutual Funds supply the financier accompanying an expansive range of asset alternatives in accordance with welcome risk significance competencies and interest besides; they

further present convenient continue the financier. Mutual Funds offers a financier to install even a small amount of money, each Mutual Fund has a delineated asset objective and planning. Mutual Funds blueprints are trained by specific advantage governed guests promoted by commercial organizations, banks, private parties or worldwide firms. A Mutual Fund is the ideal contribution taxi for today's complex and up-to-date commercial sketch. The study is fundamentally created to analyse the differing unrestricted impartiality blueprints of various Asset Management Companies to climax the variety of finance that Mutual Fund offer. Thus, through the study individual would learn by what method a common person manage fruitfully convert a pension into excellent smaller currency in exchange for larger by prudently adopting into the right blueprint in accordance with welcome risk communicable talents.

#### **OBJECTIVES OF THE STUDY:**

1. to project Mutual Fund as the 'fruitful street' for supplying ventures.
2. To show the off-course range of contribution alternatives feasible in Mutual Funds by disclosing allure differing blueprints.
3. To equate the blueprints established Sharpe's percentage, Tenor's percentage, Co-effective, Returns and show that blueprint is best for the financier established welcome risk description.
4. To help a financier curve choice of finance, while taking everything in mind the basic risk determinants.
5. To appreciate the current currents in Mutual Funds globe.

#### **REVIEW OF LITERATURE**

Somasundaram (1998) has erect that bank deposits and bill resources were best choice popular ways of funds between financiers and the slightest famous styles were Unit Trust of India (UTI) blueprints and ranch blueprints. Attitudes of financiers were very certain and displayed their goal to except for better future. Nearly two-three of something of the financiers was compensated accompanying their funds. Both salary and expenses of a kin affected the level of delight over harvests. A big portion of financiers were worried about their youth's prosperity. Among the unhappy financiers, pluralities were of the belief that expense was high-priced. The most accepted fashion of expenditure was bank deposits. However, a shift was seen from bank deposits to added forms of grant. Almost all the financiers had provided in golden and silvery.

Among various limits in devoting, security of services was deliberate expected ultimate main aspect. Next, the financiers anticipated balanced return from their contributions.

Shefrin (1999) delimited observable finance as an immediately increasing region that handles the influence of Psychology on the practice of commercial expert.

Belsky and Gilovich (1999) have described concerned with manner of behaving finance as observable commerce and further delineated concerned with manner of behaving commerce as joining the twin punishment of therapy and commerce to expound reason and by means of what family form apparently senseless or absurd determinations when they sustain, install, give and appropriate services.

Khorana and Serves (1999) had tested that the conclusion to present a new type of fund is concerned by any of variables, containing financier demand for the resources attributes.

Shanmugham (2000) attended a survey of 201 individual financiers to study the facts sourcing by financiers, their ideas of differing finance procedure ranges and the determinants stimulating share property determinations, and reports that with the differing determinants, mental and sociological determinants govern the financial determinants in expenditure resolutions. In welcome study "Are Retail Investors Better off Today?" Black (2004) noticed that in current age, financiers' stances towards the bonds manufacturing decreased, in backlash to two together the differed research and the investment fund wrongdoings. He decided that ultimate positive estimate is that the SEC has abundance of incomplete trade to help.

Shiller (2000) powerfully proposed that stock exchange is controlled by stock exchange news that straightforwardly influences the nature of the financiers.

Johnsson Malena, Lindblom Henrik, Platan Peter (2002) in their belief endure School Of Economics and administration, Lund University on Behavioural Finance and the change of financiers practice all along and later the theoretical bubbles last of 1990s established that the seeming extreme price pay percentages knowledgeable for one impartiality display last of 1990s maybe distinguished as supposed theoretical bubbles. The study stressed on discovering what determinants lay behind the theoretical bubbles and further investigates either the loan goals and the determinants doing grant administrative are various contemporary than all the while theoretical

bubble. The result acquired from the study implies that the management of stock exchange parties all along the theoretical bubble search out few magnitude senseless what the arrangement of expenditures has sustained plenty changes by way of theoretical bubbles.

Jay R. Ritter (2003) in welcome item on concerned with manner of behaving finance written in Pacific Basin Finance Journal Vol. No 4 has determined a brief opening about observable finance. As per the item concerned with manner of behaving finance includes research that drops the usual presumption of wanted serviceableness addition accompanying realistic financiers incompetent markets. The two construction blocks of observable finance are intelligent medicine (in what way or manner society believe) and surplus to trading of stock by computer (when display will mess up) The item further focal points that the development of observable finance research has happened fed for one failure of usual foundation to analyse practical patterns, containing stock exchange bubbles in Japan, Taiwan and the US.

Power David, Hillier Christine and Burton Bruce (2003) in their paper stating beliefs “A behavioural Finance Perspective on IPO and SEO”, have itemized the verdicts of a thorough inspection into by means of what and reason UK firms raise venture capital. The study illustrates that a negative understanding of weak share prices accomplishment is visualized as bearing the potential to harm a firm’s trade in addition to display prospects. The study focal

Political / Government Policy Risk: Changes in art and science of administration of government and governmental conclusion can change the property surroundings. They can construct an advantageous atmosphere for asset or with the order reversed.

Liquidity Risk: Liquidity risk stands when it enhances troublesome to advertise the bonds the one has bought. Liquidity Risk maybe somewhat diminished by variety, overwhelming of maturities in addition to within risk controls that lean towards purchase of liquid bonds.

## **COMPANY PROFILE**

### **UTI SECURITIES LIMITED:**

UTI Asset Management Company Ltd. (UTI AMC) UTI Asset Management Co. Ltd. (UTI AMC) is a professionally governed party managed by allure able Board of

Directors bearing knowledge in various fields and a loyal administration group bearing need ability and knowledge.

UTI AMC has happened directing property across various trades. These contain household Mutual Fund, Portfolio Management Services, International trade, Retirement Solutions, and Alternate Investment property.

UTI Mutual Fund has a long & outstanding pedigree, in addition to a concerning a country with a classification network spread across the distance and width of the country.

UTI Mutual Fund has an able and professional fund administration crew to protect the properties and a forceful inside research group to path, research and judge big-financial signs, capital markets & economic subdivisions.

UTI AMC has happened advanced by four sponsors, that is to say, State Bank of India, Life Insurance Corporation of India, Bank of Baroda and Punjab National Bank and each of bureaucracy hold 25% of the rewarded up capital of UTI AMC. UTI AMC was convinced from a private restricted association to a restricted association accompanying effect from November 14, 2007.

On January 20, 2010 T.Rowe Price Group Inc. through allure exclusively possessed secondary T.Rowe Price Global Investment Services Ltd. U.K. (TRP) seized 26% stake in UTIAMC afterwards acquiring all the need approvals from the Government of India, SEBI and the RBI. Directors acting as an agent TRP have existed conscripted on UTIAMC board. This guarantees a persuasive mixture of all-encompassing concerning details knowledge and the long knowledge accompanying Indian capital markets.

Emirates India Fund, a UCITS fund recorded in Luxemburg. UTIAMC is named as the case director for one Government of India for the National Skill Development Fund, resources of Postal Life Insurance, earnings of Employees Provident Fund (EPFO), money of Coal Mine Provident Fund (CMPFO) & Employees State Insurance Fund that are mainly arrears-familiarize capital.

## **DATA ANALYSIS & INTERPRETATION**

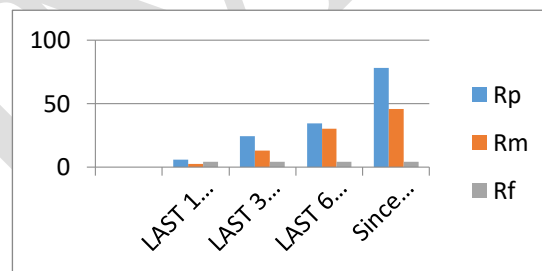
### **KOTAK OPPORTUNITIES FUND**

Fund Manager: (Mr. An and Shah)

### **OBJECTIVE:**

To produce capital recognition from a various flat case for transporting papers of impartiality and impartiality connected bonds Kodak Opportunities is a various impartiality blueprint, accompanying a bendable supplying style. It will purchase areas, that our Fund Manager trusts would beat remainder of something in the short to medium-term. Kodak Opportunities’ concentration display or take public bestowing the Fund Manager adaptability to act established welcome views on stock exchange; and in admitting him to install bigger concentrations in areas he trusts will beat possible choice. As markets develop and evolve, new space for development maintains arising. Kodak Opportunities would Endeavour to capture these convenience to produce resources for allure financiers.

YEAR	Rp	Rm	Rf	(Rm- Rf)	(Rp- Rf)	X1	XY	(X - Xbot)	D2
			X	Y				D	
LAST 1 MONTH	5.92	2.84	4.25	-1.41	1.67	1.98	-2.35	-20.11	404.71
LAST 3 MONTH	24.61	13.11	4.25	8.86	20.36	78.49	180.38	9.847	96.97
LAST 6 MONTH	34.42	30.1	4.25	25.89	30.17	670.29	781.10	25.89	670.29
Since Inception 2021	78.17	45.9	4.25	41.49	73.67	1721.42	3056.56	22.78	519.04
TOTAL				74.33	125.8	2472.19	4015.70	18.70	1691.0



**INTERPRETATION:**

2 Last I Month: It speaks that Kodak Opportunities Returns are 5.92.As balance to Funds Benchmark Returns are 2.84, and The Risk Free Rate is dominant for next 9 months. (Namely, 4.25%)

3 Last III Months: It speaks that Kodak Opportunities Returns are 24.61.As balance to Funds Benchmark Returns are 13.11, and The Risk Free Rate is rude for next 6 months. (That is to say, 4.25%)



4 Last VI Months: It understands that Kotak Opportunities Returns are 34.42 as balance to Funds Benchmark Returns are 30.14, and The Risk Free Rate is common for next 3 months. (Namely, 4.25%)

5 Since Inception: It narrates that Kotak Opportunities Returns are 78.17, as balance to Funds Benchmark Returns are 45.99, and there is a slight Increase in Risk Free Rate by 0.25% (that is to say, 4.5%) balance to last 9 Months.

**HDFC CORE& SATELLITE FUND:**

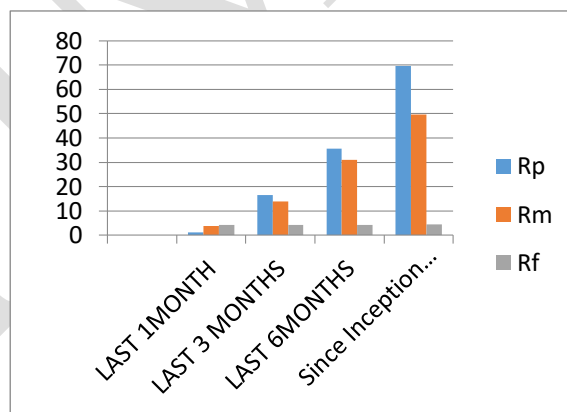
**Fund Manager: (Mr.Dhawal Mehta)**

**OBJECTIVE:**

The objective of the blueprint search out produce capital recognition through impartiality financing in associations whose shares is repeating at prices beneath their valid worth.

HDFC CORE& SATELLITE FUND PERFORMANCE-

YEAR	Rp	Rm	Rf	(Rm-Rf)	(Rp-Rf)	X2	XV	(X-Xbar)	D2
				X	Y			D	
LAST 1MONTH	1.15	3.72	4.25	-0.33	-3.1	0.2809	1.643	20.7925	-432.3280563
LAST 3 MONTHS	16.46	13.82	4.25	9.57	12.21	91.5849	116.8497	10.6925	114.3295263
LAST 6MONTHS	35.6	31.1	4.25	26.85	31.35	720.9225	841.7475	26.85	720.9225
Since Inception 2021	69.64	49.86	4.5	45.16	65.14	2039.4256	2941.7224	24.8975	619.8855063
TOTAL				81.05	105.6	2852.2139	3901.9626	20.2625	1887.465619



**INTERPRETATION:**

5 Last I Month: It expresses that HDFC Core & Satellite Fund Returns are 1.15 as balance to Funds Benchmark Returns are 3.72, and The Risk Free Rate is reduced for next 9 months. (That is to say, 4.25%)



6 Last III Months: It expresses that HDFC Core & Satellite Fund Returns are 16.46 as balance to Funds Benchmark Returns are 13.82, and The Risk Free Rate is common for next 6 months. (Namely, 4.25%)

7 Last VI Months: It calculates that HDFC Core & Satellite Fund Returns are 35.6, as balance to Funds Benchmark Returns is 31.1 and The Risk Free Rate is prevailing for next 3 months. (Namely, 4.25%)

8 Since Inception: It discloses that HDFC Core & Satellite Fund Returns are 69.64, as balance to Funds Benchmark Returns are 49.66, and skilful is a slight increase in Risk Free Rate by 0.25 % ( 4.5%) balance to last 9 Months.

**RELIANCE EQUITY OPPORTUNITIES FUND**

**Fund Managers: Mr. Sunil Singhania & Mr.Sailesh Raj Bhan**

**OBJECTIVE:** The basic expense objective of the blueprint search out inquire to create capital recognition & specify unending development hope by providing in a folder formed of impartiality bonds & impartiality connected bonds and the subordinate objective search out create logical returns by providing unpaid and services display bonds.



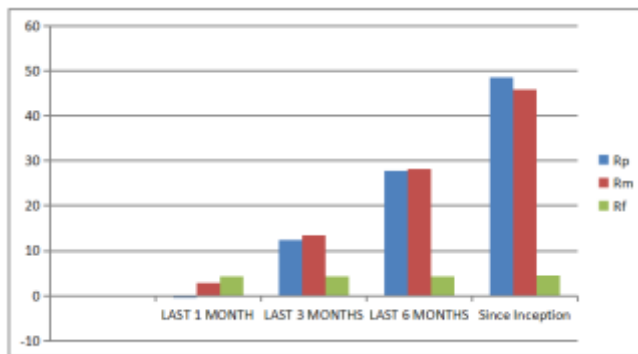
**INTERPRETATION:**

6 Last I Month: - It communicates that Reliance Equity Opportunities Fund Returns are 2.4as balance to Funds Benchmark Returns Are 3.72, and The Risk Free Rate is common for next 9 months. (Namely, 4.25%)

7 Last III Months: - It communicates that Reliance Equity Opporunities Fund Returns are 16.22 as balance to Funds Benchmark Returns are 13.82, and The Risk Free Rate is rude for next 6 months. (Namely, 4.25%)

8 Last VI Months it discerns that Reliance Equity Opporunities Fund Returns are 29.46 as balance to Funds Benchmark Returns are 31.1 and The Risk Free Rate is common for next 3 months. (That is to say, 4.25%)

9 Since Inception: It discloses that Reliance Equity Opportunities Fund Returns are 54.99, as balance to Funds Benchmark returns are 50.23, and There is a slight increase in Risk Free Rate by 0.25%(4.5%) balance to last 9 months.



### INTERPRETATION:

6 Last I Month: It discloses that HSBC India Opportunities Fund Returns are -0.57 as balance to Funds Benchmark Returns are 2.81, and The Risk Free Rate is depressed for next 9 months. (That is, 4.25%)

7 Last III Months: It describes that HSBC India Opportunities Fund Returns are 12.45 as balance to Funds Benchmark Returns are 13.45, and The Risk Free Rate is superior for next 6 months. (That is, 4.25%)

8 Last VI Months: It discloses that that HSBC India Opportunities Fund Returns are 27.87 as balance to Funds Benchmark Returns is 28.13 and The Risk Free Rate is entire for next 3 months. (That is, 4.25%)

9 Since Inception: It discloses that HSBC India Opportunities Fund Returns are 48.82, as balance to Funds Benchmark returns are 45.82, and skilful is a slight Increase in Risk Free Rate by 0.25 % (4.5%) balance to last 9 ending.

### CONCLUSION

- NIFTY50, NIFTY100 TRI, S&P BSE100 have been used for market portfolio.
- The historical performance of the selected schemes was evaluated on the basis of Sharpe, treynor, Jensen measure.
- In 2019 Franklin India didn't performed well. And in 2020 Nippon India blue chip fund didn't performed well The reason might be unfavourable market or Wrong combination of stock picking of fund manager. Canara Robeco blue-chip large cap fund has been in 1st position in all the three measures in 2020.
- This scheme was the best performing large cap fund over the selected fund. After the Nifty and Sensex Fall in March no one expected bull in the market.

- Definitely there would be some strategies of fund manager that they performed. Schemes that have performed better, their fund managers might have revisited the portfolio to analyse the company that may not survive in 2020.
- Out of 10 mutual funds scheme 4 schemes over performed their benchmark gave better returns to the investors even in high volatile market Expect 6 mutual fund scheme.

### REFERENCES

Geeta Rani, Dr. Vijay Singh Hooda,

Performance Evaluation of Mutual Fund Schemes: A Study of Selected Topper Schemes.

Dr.S.M.ALAGAPPAN,

“PERFORMANCE EVALUATION OF MUTUAL FUNDS IN INDIA”, Journal of Emerging Technologies and Innovative Research (JETIR), Volume 6, Issue 6, June 2019.

Mamta & Satish Chandra Ojha,

“Performance Evaluation of Mutual Funds: A Study of Selected Equity Diversified Mutual Funds in India”, ISSN (P): 2347-4572; ISSN (E): 2321- 886X, Vol 5, Issue 11, 85-92. Nov 2017

Noel Daliwala,

A STUDY ON RISK-ADJUSTED PERFORMANCE OF SELECTED OPENENDED EQUITY LARGE-CAP MUTUAL FUND SCHEMES IN INDIA BY SHARPE RATIO

Ms. Saranya k, &MR. Parthiban Thangavel

Performance Evaluation of Indian Equity Mutual Fund Schemes

Aashka Thakkar,

”A Study of Performance Evaluation of Selected Equity Mutual Funds in India”, Indian journal of applied research, ISSN – 2249-555X, Vol. 7, Issue 1, January 2017.

Suchita Shukla,

“A COMPARATIVE PERFORMANCE EVALUTION OF SELECTED MUTUAL FUNDS” ISSN (Print) 2394-1529, (Online) 2394-1537, International Journal of Science Technology & Management, Volume No.04, Special Issue No.02, February 2015.