

# EXPLORING THE IMPACT OF BUSINESS INTELLIGENCE ON E-COMMERCE PERFORMANCE

Rajeshwari S N<sup>1</sup>, Dr. Nikhil Rathod<sup>2</sup>

Research Scholar, Department of Commerce, Sabarmati University, Ahmedabad<sup>1</sup>

Assistant Professor, Department of Commerce, Sabarmati University, Ahmedabad<sup>2</sup>

## Abstract

*This study explores the transformative impact of Business Intelligence (BI) on e-commerce performance, emphasizing its role in enhancing decision-making through data-driven insights. As e-commerce continues to grow, BI is empowering businesses of all sizes, from startups to large enterprises, by offering affordable tools that optimize operations, increase revenue, and improve customer experiences. The research highlights BI's ability to track sales and customer behavior while also improving operational efficiency by identifying inefficiencies and bottlenecks. The integration of Machine Learning (ML) and Artificial Intelligence (AI) is poised to make BI even more self-sufficient, automating decision-making and helping businesses stay ahead of market trends. Despite some limitations, such as the reliance on convenience sampling and secondary data, the study suggests that BI is crucial for e-commerce growth. As cloud storage solutions and data integration capabilities continue to evolve, BI will play an increasingly vital role in fostering collaboration, scalability, and better data utilization within the e-commerce sector.*

**Keywords:** Business Intelligence (BI), E-commerce, Data-Driven Decision Making, Operational Efficiency, Revenue Growth.

## 1. Introduction

**Business Intelligence in E-Commerce:** Business Intelligence (BI) involves using tools to analyze data and provide insights for achieving strategic business goals. For example, a company may use a BI dashboard to analyze customer complaints by location, account type, or time period, helping identify patterns and address issues [1]. In e-commerce, real-time website data is processed through the ETL (Extract, Transform, Load) process, enabling businesses to make data-driven decisions and improve performance. BI solutions help organizations optimize operations, reduce costs, and increase efficiency. By automating data analysis, BI saves time and resources, allowing businesses to better understand customer behavior, generate leads, and retain clients.

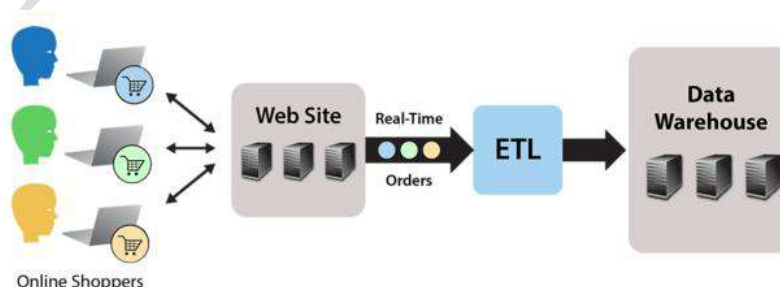


Figure 1 Business Intelligence Process from Scratch.

Why E-Commerce Businesses are Adopting Business Intelligence

- **Informed Decision Making:** Business Intelligence (BI) helps e-commerce businesses make data-driven decisions, based on statistical facts, which guide strategic planning and market analysis.
- **Revenue Growth:** BI enables businesses to uncover detailed sales trends by analyzing customer preferences, promotional responses, online shopping behavior, and purchasing patterns, leading to revenue maximization [2].
- **Operational Efficiency:** By identifying inefficiencies and errors, BI improves business operations. It helps e-commerce companies find areas where productivity is lost, such as poor customer service, incorrect market analysis, or sales attrition, allowing for timely problem-solving and improved performance.
- **Competitive Advantage:** BI offers a 360-degree view of customers, providing insights into their behavior, needs, and preferences. By analyzing customer buying patterns, e-commerce businesses can retain valuable customers and seize missed sales opportunities.
- **Inventory and Problem Management:** BI optimizes inventory by analyzing historical data such as buying patterns and customer demographics. It helps avoid stockouts, minimizes overstock risks, and creates accurate forecasts based on sales and replenishment data [3].

#### Key Business Intelligence Reports for E-Commerce

- **Market Performance Analysis:** BI evaluates the most profitable advertising campaigns, customers, segments, and products, providing insights on effective marketing strategies.
- **Trend Analysis:** BI tracks changing customer preferences and behaviors, helping businesses adapt to market trends.
- **Margin Analysis:** BI analyzes costs and profits, highlighting opportunities for margin improvement and assessing price sensitivity [4].
- **Real-Time Marketing Reports:** BI monitors cart activity, abandoned carts, search terms, and newsletter responses, offering live data on marketing performance.
- **Real-Time Sales Reports:** BI provides live insights into sales, returns, taxes, shipping, refunds, and promotional activities.
- **Inventory Management Reports:** BI analyzes inventory levels, reorder needs, new items, and orders in transit, enhancing inventory management.

**How E-Commerce BI Works:** When implementing Business Intelligence (BI) for online retailers, the process typically involves the following steps:

**Data Integration:** First, data is collected from various sources such as e-commerce platforms, CRM systems, marketing tools, and social networks, and consolidated into a central repository for further analysis [5]. If a central storage solution is not available, a data warehouse (DWH) is created, either on-premises or in the cloud. A cloud-based DWH is often recommended due to its quick deployment and cost-effectiveness, as it eliminates the need for hardware investment. Leading cloud providers like AWS, Microsoft Azure, and Google ensure robust security measures for data privacy. It's also essential to incorporate security practices such as data anonymization and encryption, along with regular vulnerability assessments and penetration testing.

**Data Quality Management:** To ensure high-quality analytics, data quality management must be a priority. This process includes:

- Defining data quality thresholds and rules
- Assessing data quality
- Resolving data quality issues
- Monitoring and controlling data quality

Each business should adopt a customized approach to data quality management, tailored to its specific needs and environment [6].

**Approach to Promoting E-Commerce BI:** To successfully implement e-commerce BI, the agile approach is highly effective. The steps involved are:

- Identifying key needs that the e-commerce BI solution must address
- Developing the solution to allow for ad-hoc optimization and ensuring its adoption
- Enhancing the solution with self-service analytics capabilities, using tools like Power BI, Tableau, or Qlik Sense, once initial results are visible
- Strengthening the solution with advanced analytics features for deeper insights into customer behavior and business performance [7].

**E-Commerce and the Changing Face of Business:** The traditional marketplace has undergone significant transformation in the age of globalization and technology. Customers no longer need to visit physical stores for most of their shopping needs. The shift has moved towards a digital landscape where buying and selling occur online, and payments are made cashless. Online transactions have become a secure and convenient payment method, eliminating the need for cash. E-commerce has streamlined the marketplace by connecting suppliers and customers through online platforms, websites, and mobile applications. Furthermore, logistics and supply chain management have evolved with e-commerce, adapting to the demands of online transactions and digital business models [8].

## 2. Literature Review

The integration of Business Intelligence (BI) in e-commerce has become a critical factor in enhancing business performance by enabling data-driven decision-making. As e-commerce continues to evolve, BI tools provide valuable insights that help businesses optimize operations, understand customer behavior, and improve sales and revenue. This literature review explores the transformative impact of BI on e-commerce performance, focusing on its role in driving operational efficiency, customer retention, revenue growth, and competitive advantage. By synthesizing key studies, the review highlights BI's significant influence on modern e-commerce strategies.

### Summary of Literature Review

Author's	Work Done	Findings
Gupta, R. (2023)	Case studies on leveraging BI for enhanced e-commerce performance	Demonstrates the positive impact of BI in e-commerce through case studies, emphasizing improvements in sales, customer behavior analysis, and operational optimization.
Joshi, R. (2022)	Integration of Cloud-Based BI in e-commerce platforms	Discusses the operational benefits of integrating cloud-based BI, focusing on cost reduction, scalability, and improved efficiency in e-commerce businesses.

Mehta, A. (2021)	Examines benefits and challenges of BI tools in transforming e-commerce	Identifies both the benefits (e.g., increased sales and efficiency) and challenges (e.g., implementation costs, training) of using BI in e-commerce strategies.
Sharma, V. (2020)	Role of BI in improving customer experience and retention in e-commerce	Finds that BI tools play a critical role in enhancing customer retention and satisfaction by offering personalized experiences and targeted marketing.
Tang, J. (2020)	Cloud-based BI for scalable e-commerce solutions	Highlights the scalability and flexibility of cloud-based BI, enabling e-commerce businesses to manage large datasets effectively and optimize performance.
Patel, R. (2019)	Impact of BI on sales performance in e-commerce	Shows that BI positively influences sales performance by providing insights into customer preferences, trends, and purchasing behaviors, leading to optimized marketing efforts.
Chopra, M. (2018)	Evaluates effectiveness of BI in online retailing	Analyzes the effectiveness of BI in online retail, noting how it enhances inventory management, demand forecasting, and customer relationship management.
Reddy, P. (2018)	Evaluates operational improvements driven by BI in e-commerce businesses	Reveals that BI tools significantly enhance operational efficiency by identifying inefficiencies and enabling timely decision-making in e-commerce.
Agarwal, A. (2017)	Optimizing e-commerce strategies using BI tools	Highlights the role of BI tools in optimizing e-commerce strategies, including improving customer segmentation, targeted marketing, and supply chain management.
Kumari, M. (2017)	BI applications for enhancing marketing strategies in online retailing	Demonstrates how BI enhances marketing efforts in online retail by providing detailed consumer insights, helping businesses to tailor their promotions and optimize campaigns.

### Research Gap

Despite the growing adoption of Business Intelligence (BI) in e-commerce, there remains limited research on its long-term impact on small and medium-sized enterprises (SMEs) compared to large corporations. Furthermore, while the integration of BI tools with Machine Learning (ML) and Artificial Intelligence (AI) is emerging, studies on their specific applications in e-commerce are still underdeveloped. Additionally, there is a lack of comprehensive research on how BI can be optimized for diverse e-commerce sectors and geographic markets, particularly in developing economies.

### 3. Methodology

**Objective:** The objective of this study is to assess the effectiveness of Business Intelligence (BI) in e-commerce, focusing on how BI is being utilized within the industry.

**Research Design:** The study employs probability sampling techniques to evaluate the extent to which Business Intelligence contributes to e-commerce performance. The sampling method used includes both probability and convenience sampling [9].

**Sampling Procedures:** The research uses a combination of probability and convenience sampling to gather data from relevant e-commerce businesses and stakeholders.

**Secondary Data:** Secondary data consists of information previously collected for other purposes, such as international journals, research studies, e-books, and other relevant sources. These materials provide valuable insights into how Business Intelligence has been applied in e-commerce, drawing on existing research and findings.

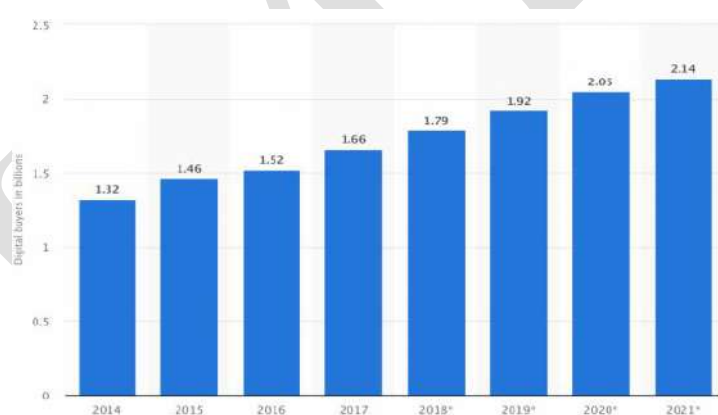
#### 4. Result & Discussion

**Business Intelligence for All Business Sizes:** Business Intelligence (BI) is no longer exclusive to large corporations. With the advent of cloud computing, BI has become more accessible and affordable for small businesses [10]. By leveraging BI dashboards and analytics, small businesses can gain valuable insights that help them scale more quickly and become more competitive in the market.

For instance, a small e-commerce company can use BI tools to:

- Track product sales within a specific time frame and calculate the total profit generated by each product.
- Analyze email campaign performance by tracking open rates, and then integrate this data into a BI dashboard to understand how email engagement correlates with sales.

**E-commerce Businesses Are Adopting Business Intelligence:** In 2104, 1.5 billion people shopped online. By 2021, there will be an estimated 2.14 billion online shoppers around the world.



**Figure 1 Global Digital Buyers from 2014 to 2021 (in billions).**

That explosion of online shopping provides e-commerce companies with an opportunity — but not all businesses will be able to rise to the occasion [11].

However, the most successful e-commerce businesses are already leveraging BI to help:

1. **Improved Decision-Making:** Business Intelligence (BI) enables e-commerce businesses to make data-driven decisions based on statistical insights rather than relying on assumptions. For instance, analyzing cart abandonment rates can help identify the reasons behind this behavior, allowing businesses to address the issue effectively.
2. **Increased Revenue:** BI provides detailed insights into sales trends, customer preferences, promotional responses, online shopping experiences, and purchasing behaviors. By leveraging this data, e-

commerce businesses can tailor their strategies to maximize revenue by aligning with customer expectations and market trends.

3. **Enhanced Operational Efficiency:** BI analyzes diverse datasets to uncover inefficiencies, such as errors, quality issues, or bottlenecks that reduce productivity. For example, it can identify problems like high customer attrition due to dissatisfaction with customer service or increased bounce rates on websites. By addressing these challenges, businesses can improve overall operational efficiency.
4. **Competitive Advantage:** Through data-driven benchmarking and reporting, BI helps e-commerce businesses identify successful strategies and areas needing improvement. This allows them to capitalize on opportunities, optimize their operations, and stay ahead of competitors by continuously refining their business practices.

**Managing Business and Identifying Challenges:** Business Intelligence (BI) enables companies to gain both high-level and detailed insights into their data, making it significantly easier to detect emerging challenges before they affect profitability [12]. For example, rather than waiting until customer churn leads to substantial revenue losses, BI can help identify a rise in churn as it begins to occur, allowing businesses to take corrective action early.

**Leveraging Business Intelligence in E-Commerce:** As e-commerce continues to play an increasingly pivotal role in the global economy, businesses can use Business Intelligence to capitalize on this growth and optimize their operations. BI tools provide valuable insights that can drive decision-making and improve performance. Below are some essential BI reports that can help e-commerce businesses gain a deeper understanding of their operations and customer behavior:

**Inventory Report:** BI-driven inventory reports do more than just track the quantity of stock; they provide a comprehensive view of inventory location, projected stock levels, and overall value. These reports can be customized to display data by day, week, month, or year, offering critical insights that inform supply chain and ordering decisions, ultimately supporting better inventory management and reducing operational inefficiencies.



Figure 2 Financial Summary Dashboard

**2. Sales Report:** In the realm of sales, data plays a crucial role in driving business success. Business Intelligence (BI) allows e-commerce companies to monitor the performance of individual sales representatives, track the total number of leads, identify qualified leads, and understand the sources of those leads [13]. Additionally, BI helps pinpoint the months or seasons when sales peak, enabling businesses to optimize sales



strategies and resource allocation. By leveraging these insights, e-commerce businesses can enhance their sales processes, improve lead conversion, and ultimately boost revenue.



Figure 3 Sales KPI Dashboards.

**3. Margin Analysis:** To understand the profitability of a specific product, examining its profit margin is key. Business Intelligence (BI) enables e-commerce businesses to analyze margin performance across various dimensions, such as accounts, locations, channels, and more. This data provides valuable insights into the most profitable customer segments and can guide businesses in refining their strategies to maximize overall profit.

**4. Marketing Report:** Marketing efforts such as Pay-Per-Click (PPC) and Search Engine Optimization (SEO) generate vast amounts of data. However, this data is often dispersed across different platforms and tools. BI consolidates this fragmented data into a single, accessible platform, allowing businesses to analyze and leverage it effectively. By integrating marketing data, e-commerce brands can optimize their campaigns, improve targeting, and enhance overall marketing performance.

**The Future Scope of Business Intelligence in E-Commerce Performance:** Business Intelligence (BI) has already played a crucial role in helping e-commerce businesses accelerate their strategic decision-making. As technology progresses, BI will become even more integral to e-commerce success. Machine Learning (ML) and Artificial Intelligence (AI) are set to enhance BI software's autonomy, enabling it to analyze and make data-driven decisions with minimal human intervention.

E-commerce companies can also anticipate several key trends shaping the future of BI, including:

- **Enhanced Collaboration:** The integration of BI tools across various business functions will foster improved teamwork, leading to more effective decision-making and a unified approach to achieving business goals.
- **Seamless Data Integration:** BI systems will evolve to better assimilate and interpret data from multiple sources, providing a comprehensive view of business performance and customer behavior.
- **Increased Data Utilization:** The growing importance of data-driven insights will empower businesses to make more informed decisions, driving personalized customer experiences and optimized marketing strategies [14].

- **Scalable Cloud Storage:** As cloud-based storage solutions advance, e-commerce companies will have the capability to store and manage significantly larger volumes of data, ensuring the flexibility to scale as their business grows.

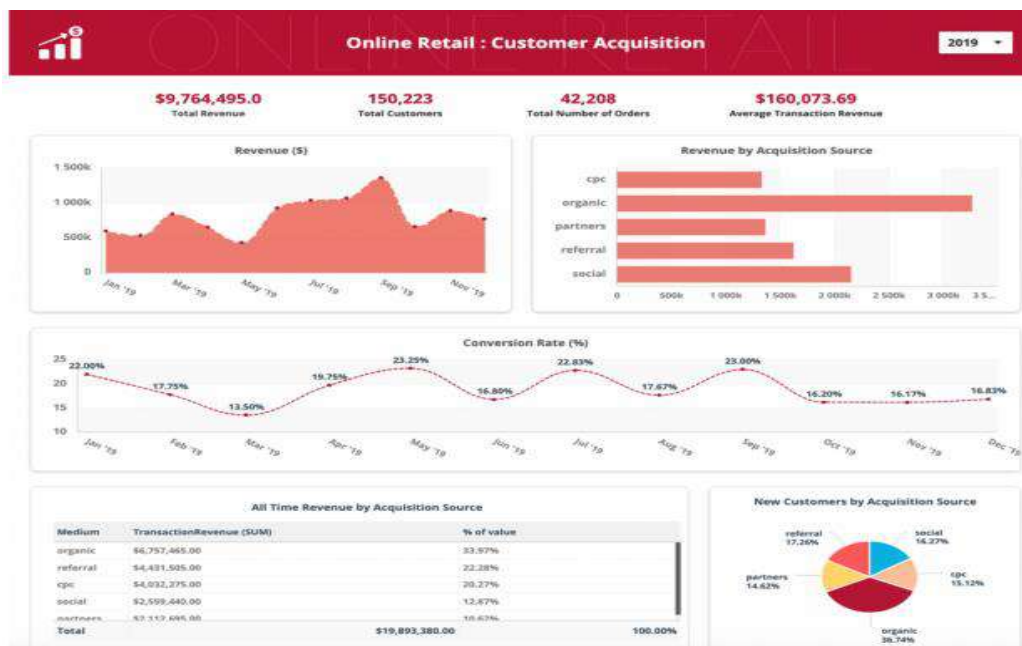


Figure 4 Future Trends in Business Intelligence and Their Impact on E-Commerce Performance

## 5. Conclusion

In conclusion, this study highlights the transformative role of Business Intelligence (BI) in enhancing e-commerce performance by providing data-driven insights for better decision-making. As the e-commerce landscape continues to grow, BI is empowering businesses of all sizes, from small startups to large enterprises, by offering affordable and accessible tools that optimize operations, boost revenue, and improve customer experiences. The research shows that BI not only aids in tracking sales and customer behavior but also enhances operational efficiency by identifying inefficiencies and bottlenecks, giving companies a competitive edge. Furthermore, as BI integrates Machine Learning (ML) and Artificial Intelligence (AI), it will become even more self-sufficient, automating complex decision-making processes and enabling businesses to stay ahead of market trends. However, the study also acknowledges limitations, such as the reliance on convenience sampling and secondary data, which may impact the generalizability and relevance of findings. Despite these constraints, the overall findings suggest that BI is indispensable for the growth of e-commerce, enabling businesses to adapt to changing consumer demands and technological advancements. In the future, as cloud storage solutions and data integration capabilities evolve, BI will continue to shape the future of e-commerce by fostering greater collaboration, scalability, and data utilization.

## Future Scope

- Future BI tools will offer seamless integration of diverse data sources, enabling more informed, real-time decision-making.
- Cloud-based storage will allow businesses to manage larger data volumes, ensuring flexibility and growth.



- BI will drive personalized customer experiences, optimizing marketing and product offerings.
- BI tools will foster better cross-departmental collaboration, aligning decisions across functions.

## 6. Reference

1. Singh, P., & Gupta, R. (2023). Leveraging Business Intelligence for enhanced e-commerce performance: Case studies and trends.
2. Patel, M., & Joshi, R. (2022). Integration of Cloud-Based Business Intelligence in e-commerce platforms for improving operational efficiency.
3. Sharma, V., & Mehta, A. (2021). Transforming e-commerce strategies through Business Intelligence tools: Benefits and challenges.
4. Kumar, S., & Sharma, V. (2020). Role of Business Intelligence in improving customer experience and retention in e-commerce.
5. Zhao, L., & Tang, J. (2020). Cloud-based Business Intelligence for scalable e-commerce solutions.
6. Verma, S., & Patel, R. (2019). The impact of Business Intelligence on sales performance in e-commerce: A comparative analysis.
7. Bansal, S., & Chopra, M. (2018). The effectiveness of Business Intelligence in online retailing: Key insights from the industry.
8. Bhat, I., & Reddy, P. (2018). Evaluating the operational improvements driven by Business Intelligence in e-commerce businesses.
9. Ghosh, D., & Agarwal, A. (2017). Optimizing e-commerce strategies using Business Intelligence tools: A case study approach.
10. Gupta, R., & Kumari, M. (2017). Business Intelligence applications for enhancing the marketing strategies in online retailing.
11. Dey, A., & Sharma, S. (2016). Business Intelligence and its role in e-commerce decision-making processes: Insights from leading platforms.
12. Mehta, K., & Jain, N. (2016). Data analytics and Business Intelligence in e-commerce: A framework for small and medium-sized businesses.
13. Reddy, S., & Jadhav, A. (2016). Enhancing e-commerce performance through Business Intelligence: A systematic review.